

**JAN
2022**

**PACIFIC NORTHWEST INSIGHTS
NEWS & STORIES**



**YEARLY REFLECTION
HOLIDAY CHEER**

OUR PRESIDENT'S MESSAGE



Happy New Year!

Hoping this finds you well after the holidays and ready for 2022. At Hunt Military Communities, this is a time for our teams to reflect on the past year and prepare for what I know will be exciting changes coming for our residents. In 2022, HMC will strive to meet and exceed the needs of our residents by focusing on several key areas. Our main area of concern is your Resident Experience and the delivery of service by our team. Focus groups will be utilized at many communities so that we can better

understand any perceived shortcomings and actively seek to improve our service to you. We are committed to the long-term health of our communities and by continuing to develop programs and services that benefit our residents, we hope to see our communities continue to flourish. Please stay tuned for updates on these, and other, programs. Again, Happy New Year and best wishes for a happy, healthy, and successful year!

Best,

Brian Stann
President & CEO
Hunt Military Communities



QUICK THOUGHTS



CONTACT INFORMATION



Please see below for our updated contact information:

Office Phone Line: 360-394-7297

Leasing Phone Line: 888-597-8174

Maintenance Work Orders: 866-616-3267

Email: constitutionpark@huntcompanies.com



RESOLUTIONS?

Be sure to set S.M.A.R.T. goals (below) to ensure your 2022 success!

You've Got This!

S M A R T G o a l s

S
Specific

What do you want to do?

M
Measurable

How will you know when you've reached it?

A
Attainable

Is it in your power to accomplish it?

R
Realistic

Can you realistically achieve it?

T
Time based

When exactly do you want to accomplish it?

COLD WEATHER RECIPES

The Ultimate Creamy Potato Soup

Recipe courtesy of Sam via SugarSpunRun.com

Ingredients:

- 6 strips (uncooked) bacon cut into small pieces
- 3 Tablespoons butter unsalted or salted will work
- 1 medium yellow onion chopped (about 1.5 cup)
- 3 large garlic cloves minced
- 1/3 cup all-purpose flour (42g)
- 2 ½ lbs gold potatoes peeled and diced into pieces no larger than 1"
- 4 cups chicken broth (945ml)
- 2 cups milk (475ml)
- 2/3 cup heavy cream (155ml)
- 1 ½ teaspoon salt
- 1 teaspoon ground pepper
- ¼ - ½ teaspoon ancho chili powder
- 2/3 cup sour cream (160g)
- Shredded cheddar cheese, chives, and additional sour cream and bacon for topping



Instructions:

1. Place bacon pieces in a large Dutch Oven or soup pot over medium heat and cook until bacon is crisp and browned.
2. Remove bacon pieces and set aside, leaving the fat in the pot.
3. Add butter and chopped onion and cook over medium heat until onions are tender (3-5 minutes).
4. Add garlic and cook until fragrant (about 30 seconds).
5. Sprinkle the flour over the ingredients in the pot and stir until smooth (use whisk if needed).
6. Add diced potatoes to the pot along with chicken broth, milk, heavy cream, salt, pepper, and ancho chili powder. Stir well.
7. Bring to a boil and cook until potatoes are tender when pierced with a fork (about 10 minutes).
8. Reduce heat to simmer and remove approximately half*** of the soup to a blender (be careful, it will be hot!) and puree until smooth (half is about 5 cups of soup, but just eyeballing the amount will be fine. Alternatively you can use an immersion blender.).
9. Return the pureed soup to the pot and add sour cream and reserved bacon pieces, stir well.
10. Allow soup to simmer for 15 minutes before serving.
11. Top with additional sour cream, bacon, cheddar cheese, or chives. Enjoy!

Apple Dumpling Bake

Recipe courtesy of TasteOfHome.com



Ingredients:

- 2 medium Granny Smith apples
- 2 tubes (8 ounces each) refrigerated crescent rolls
- 1 cup sugar
- 1/3 cup butter, softened
- 1/2 teaspoon ground cinnamon
- 3/4 cup Mountain Dew soda
- Vanilla ice cream

Instructions:

1. Preheat oven to 350°. Peel, core and cut each apple into 8 wedges. Unroll both tubes of crescent dough; separate each into 8 triangles.
2. Wrap a triangle around each wedge. Place in a greased 13x9-in. baking dish.
3. In a bowl, mix sugar, butter and cinnamon until blended; sprinkle over dumplings. Slowly pour soda around the rolls (do not stir).
4. Bake, uncovered, until golden brown and apples are tender, 35-40 minutes. Serve warm with ice cream.

2022

JANUARY

SUN	MON	TUE	WED	THU	FRI	SAT
<i>Blood Donor Month</i> <i>New Year, New You</i>						01 New Year's Day OFFICE CLOSED
02	03	04	05	06	Bubble Bath Day 07	08
09	10	11	12	13	Dress Up Your Pet Day 14	15 Hunt Heroes Foundation Scholarship Starts
16	17 Martin Luther King Jr. Day	18	Popcorn Day 19	20	21	22
23	24	Opposite Day 25	26	27	28	29
30	31					





HUNT EMBRACES: ACTIVITIES, RESOURCES & TRAINING

Hunt HEART Program

The **Hunt HEART Program** is designed to address the needs of our New Residents, Deployed Spouses, Recently Returned Deployed Spouses, those suffering a Family Crisis, or those needing to understand and access various resources available to them nationally, through military resources, and locally. This program is intended to assist those who need a little extra support. The HEART Program, which stands for **Hunt Embraces: Activities, Resources & Training**, provides services and educational training in the areas of navigating military life, how to access base resources, and activities for children and families.

The **Hunt HEART Program** is backed by a team of caring individuals whose goal is to make life a little bit easier and bring smiles to the faces of families facing challenging times.

QUALIFICATIONS

Any resident with a deployed spouse, military members who just returned from deployment, new residents, and those experiencing a family crisis qualify to be in the Hunt Heart Program.

ENROLLMENT

Residents who want to be considered for the Hunt HEART Program should contact the leasing office for enrollment. You will need to provide a copy of your orders (if applicable).

The **Hunt HEART Program** serves as an added bonus to living at a Hunt military community by providing deployed or absent service members peace of mind knowing that their loved ones will always have someone to contact for assistance while they are away.

Hunt HEART Program HEART BENEFITS:

- Maintenance Plus
- HEART Days
- HEART Resources

MAINTENANCE PLUS

Maintenance Plus is designed to assist families with tasks that are traditionally done by the absent family member. Services provided are in addition to the 24 Hour Emergency and routine maintenance services that are already provided.

Services may include but are not limited to:

- Assistance with hanging pictures
- Assembling bikes and toys
- Changing light bulbs
- Moving furniture
- Putting up or taking down Christmas decorations
- Grass cutting
- Weed removal from flowerbeds
- Box and packing material up

HEART DAYS

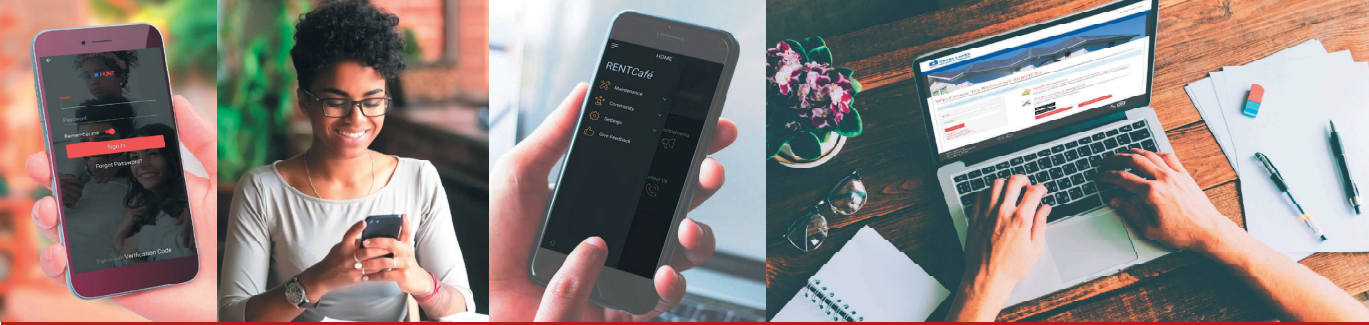
HEART Days are special events in support of deployed service members such as preparing and mailing care packages twice a year and delivering special treats to spouses on Valentine's Day.

HEART RESOURCES

HEART Resources are provided to assist our families in preparing and planning for deployment, or in time of family crisis.

Resources may include but are not limited to:

- A comprehensive Resource Guide including on-base and local community resources
- Introduction and guidance when navigating through new local school systems



Routine Maintenance Requests HUNT Resident App or Online Portal

Service Requests Submitted through the Portal or App, are *ONLY* for Routine Maintenance Requests.

These are Maintenance requests that are **NOT** a potential threat to life, health, or safety:

- Air Filters
- Blind Repair
- Cabinet Repair
- Flooring Repair
- Light Bulbs over 10ft.
- Routine Pest Control Requests
- Toilet Seat Repairs

Work Order Submission Process:

- Open your HUNT Resident Application or login to the Online Portal to submit a ***Routine Maintenance Service Request***.

For Urgent or Emergency Maintenance:

- Please **Call** your ***24 Hour Maintenance Service Request Line***
****DO NOT Submit These Requests Through the Online Portal or Mobile App.****

Urgent or Emergency Maintenance may be defined as, but not limited to:

- Appliances that are inoperable
- Clogged Toilets
- Door Security
- Gas Concerns
- HVAC Not Heating
- Leaks/Water Intrusions
- Lock Outs/Key Issues
- Mold Concerns
- No Power
- No Water
- Smoke Detector/CO Detector Chirping or Inoperable
- Water Heater Concerns
- Any other work order that is a potential life, health, or safety concern

YOUR HOME

WHAT YOU NEED TO KNOW

LOCATING AND OPERATING WATER SHUT OFF VALVES

Knowing how and where to shut off your toilet or sink water supply is important in times of emergencies.

Toilets: Toilets have a single cold-water valve, called a "stop valve." Turn the handle clockwise to shut off the water if your toilet is overflowing.

Sinks: Look for the valve under the sink, usually at the back of the cabinet, they are connected to the water supply tubes that serve the faucet. One for hot, one for cold, usually with the cold on the right-hand side. Turn the valve(s) clockwise to turn off the water.



YOUR THERMOSTAT



Check your thermostats to ensure they are working properly. Replace batteries if necessary. Always keep your heat ON. Reduce temperature to 55 degrees if you plan to travel and leave the home. Contact your local neighborhood management office if you plan to be away from your home.

MOLD PREVENTION

REMOVING VISIBLE MOISTURE ACCUMULATION

- Remove moisture on windows, walls, ceilings, floors, registers and other indoor surfaces as soon as reasonably possible. Pay particular attention to bathrooms, the kitchen and the laundry room where moisture commonly accumulates.
- Always turn on exhaust fans in the bathroom and kitchen before you start showering or cooking and keep the fan running for several minutes after you finish.
- If there's some mold in the shower or elsewhere in the bathroom that seems to reappear, increasing ventilation and cleaning more frequently will usually prevent the mold from recurring, or at least keep the mold to a minimum.

Our #1 goal is to provide our residents with safe and high quality communities in which to live.

HELPFUL TIPS

DRYERS, HVAC FILTERS AND GARAGE DOORS

Dryer:

You should be checking your dryer lint tray after each use. Did you know dryer lint is one of the leading causes of household fires?

Filters:

Check your filter quarterly. Your HVAC unit works hard to push air throughout your house. By changing your filters on a regular basis, you help the unit operate efficiently and effectively. We can either change them for you, or visit our self help section in our Maintenance Shop if you would like to change quarterly.

Garage Doors:

If the garage door won't close all the way, or closes and opens immediately, there may be an issue with the safety sensors, which are designed to prevent the door from closing on a person or object.

Make sure that the safety sensors are pointing at each other and in proper alignment – use a level if needed.

Use a soft cloth and a mild cleaner to gently clean the sensors to make sure no dirt is covering the eye. Softly wipe away moisture and residue, taking care to avoid scratching the sensors.

Make sure no toys, flower pots or other objects are obstructing one or both of the sensors. Each sensor should have a small light that shines when there are no obstructions.



GARBAGE DISPOSALS

If your garbage disposal stops working try to press the red reset button first to see if it resets. Be sure to call Maintenance if it doesn't reset.

SINK AND TUB STOPPERS



Closing your sink stopper while brushing your hair will prevent drain clogs. When finished remove hair and unstop your sink.



Adding a cover to your drain in the bathtub will also eliminate clogs.

If you have a maintenance request, contact us

CALL (866) 616-3267 - 24 hours a day
Enter a work order on-line:
www.constitutionparkfamilyhousing.com

You can also place a work order in person at one of our welcome centers or you can contact your Resident Service Specialist.

LED LIGHTBULBS

Incandescent	LEDs
	
Uses 60 watts per 10 LED watts	Uses over 5x less energy
Last only a few months	Last 25x longer
Costs \$200+ over 20 years	Cost 6x less
Only a few buying options	Endless options

GFCI OUTLET

Did you have an outlet stop working? If there is a GFCI on the outlet press the red RESET button.

If it doesn't work let us know!



Winterize YOUR HOME

The cold weather is upon us & frozen pipes could be a possibility.

Here are **9 things you can do** when temps reach 32 degrees & lower to help prevent pipes from freezing in your home:

✔ **Disconnect Garden Hoses**

In November, disconnect your garden hose from the outside hose bib and store until Spring. If they are not disconnected, you will risk the water freezing and pipes bursting in your home.

✔ **NEVER Turn Your Heat Off Under Any Circumstance**

Set your thermostat no lower than 65 degrees. Even if you are planning on going out of town or leaving your home for more than 24 hours, it is imperative to leave the heat running to help prevent your pipes from freezing and bursting.

✔ **Let Your Faucets Drip**

Open your faucets in the kitchen and bathrooms to allow the cold water to drip. This allows for the water to have a constant flow and assists with preventing pipes from freezing.

✔ **Keep Your Garage Door Closed**

Keep your Garage Door completely closed when not in use during the Winter months.

✔ **Open Cabinets**

During extended periods of below freezing temperatures, keep kitchen and bathroom cabinets open so that the warm air can reach pipes along exterior walls that are often exposed to the most extreme temperatures.

✔ **When Leaving for Vacation**

Notify the leasing office if you're going on vacation for an extended length of time.

✔ **Leave Registers in Unused Rooms Open**

Any registers in unused spare rooms should be left open in order to keep the room warm and prevent interior water lines from freezing.

✔ **Do Not Warm Up Your Vehicle Inside Your Garage**

This can create high levels of carbon monoxide in your garage and your home.

✔ **Remove Heater Obstructions**

Make sure heat registers or baseboard heaters are not obstructed.

In the event you have frozen pipes or pipes that have burst, call in an Emergency Work Order immediately. As a reminder, never use your stove or oven to heat your home.

Oh The Weather Outside Is Frightful
*But The Fire is
So Delightful...*

NO NEED TO GO OUT IN THE BAD WEATHER!

Enjoy the convenience of paying your rent
right from your phone with the
HUNT RESIDENT APP ONLINE PAYMENTS!

TWO WAYS TO REGISTER

Visit Your Community's Website

Under **Current Residents** click **Maintenance Requests** and then **Click here to register**.
Use your email address on file & registration code previously provided.

OR

Download the
Hunt Resident App  at:



*Must know property name & zip code.
Emergency messages do not require opt in.

CONTACT YOUR MANAGEMENT OFFICE FOR ASSISTANCE WITH REGISTRATION CONCERNS!

